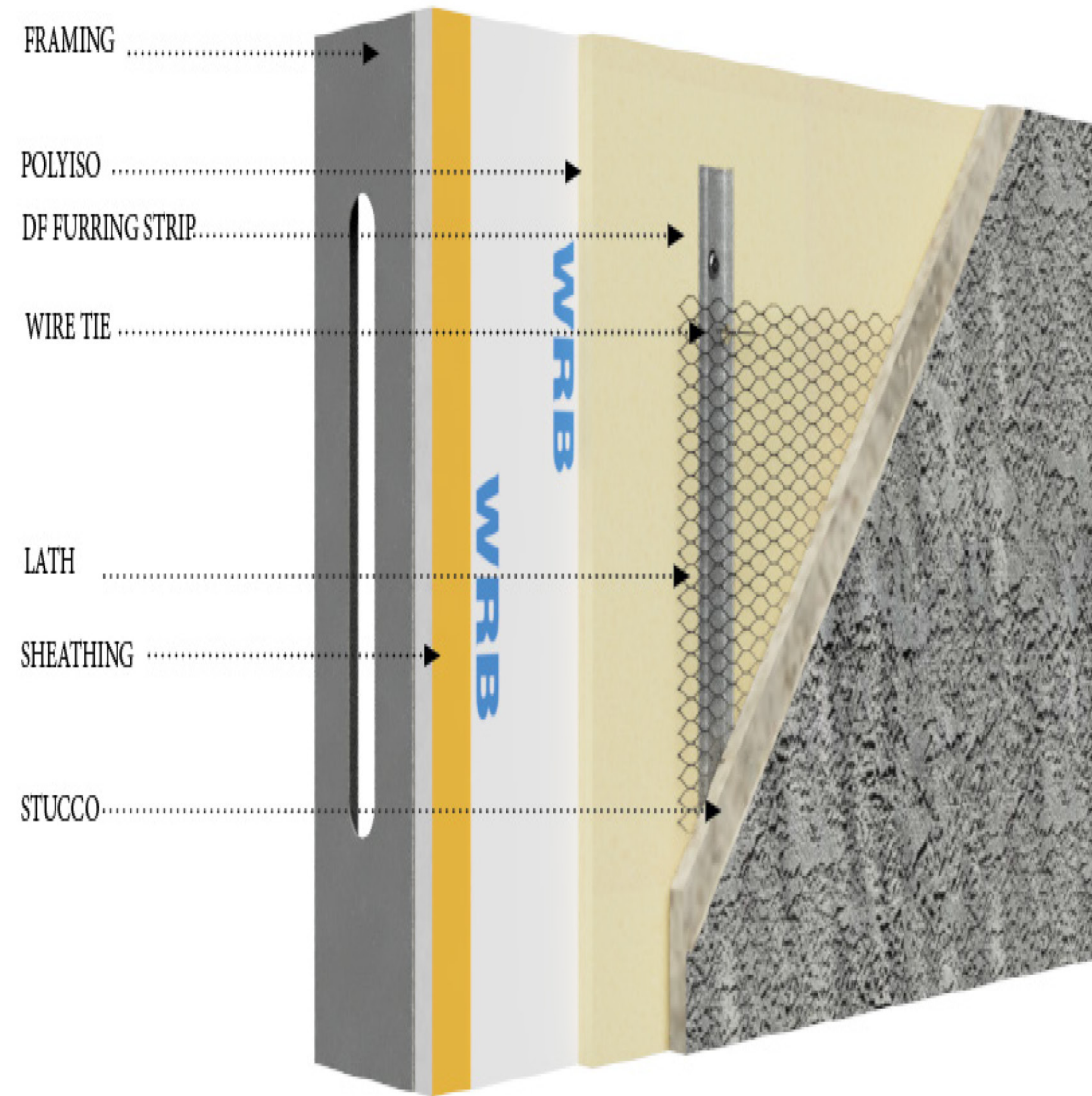



Field Furring Overview

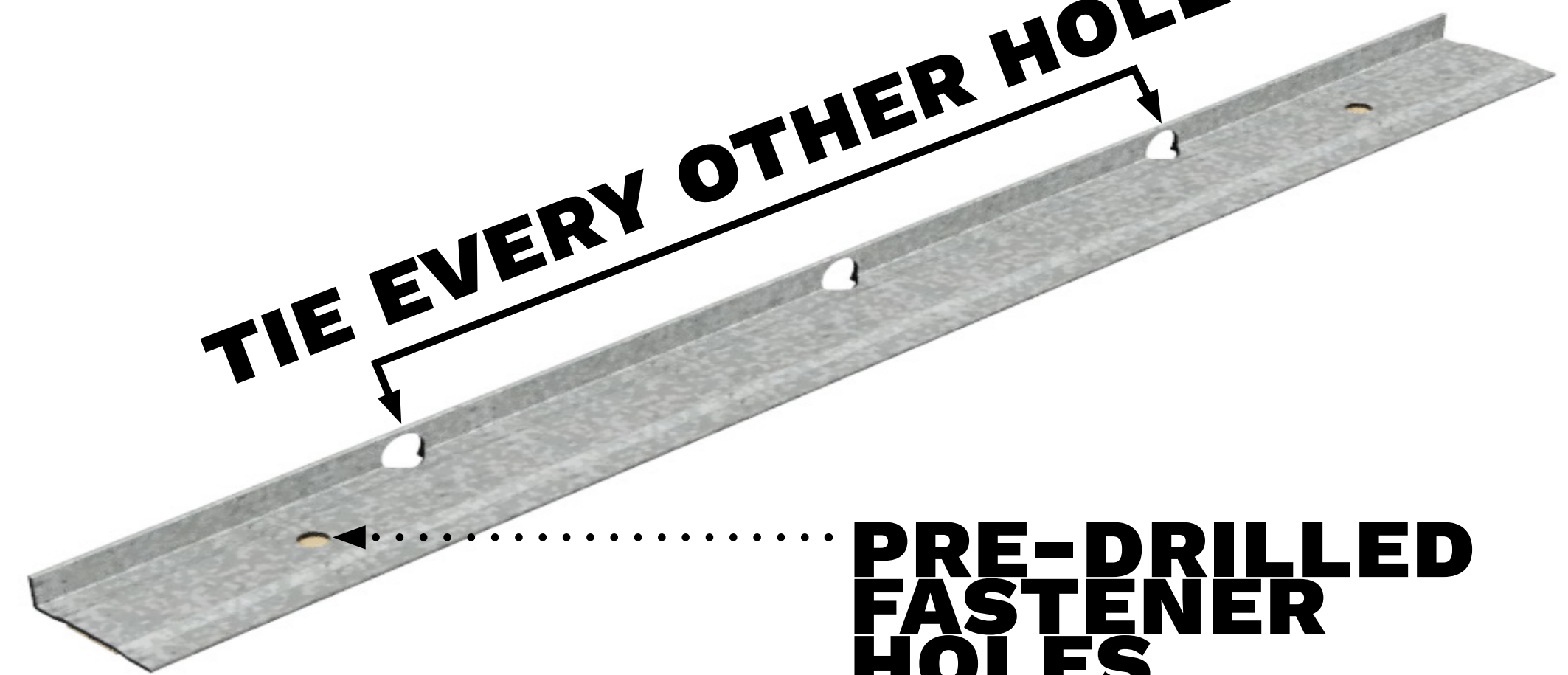
DIAMOND <> FURR TT-4®
General Installation Guideline



WIRE TIE




TIE EVERY OTHER HOLE




Wire tie every other hole & install vertical furring strips on every stud. Do not use spray foam.

Field Furring Install

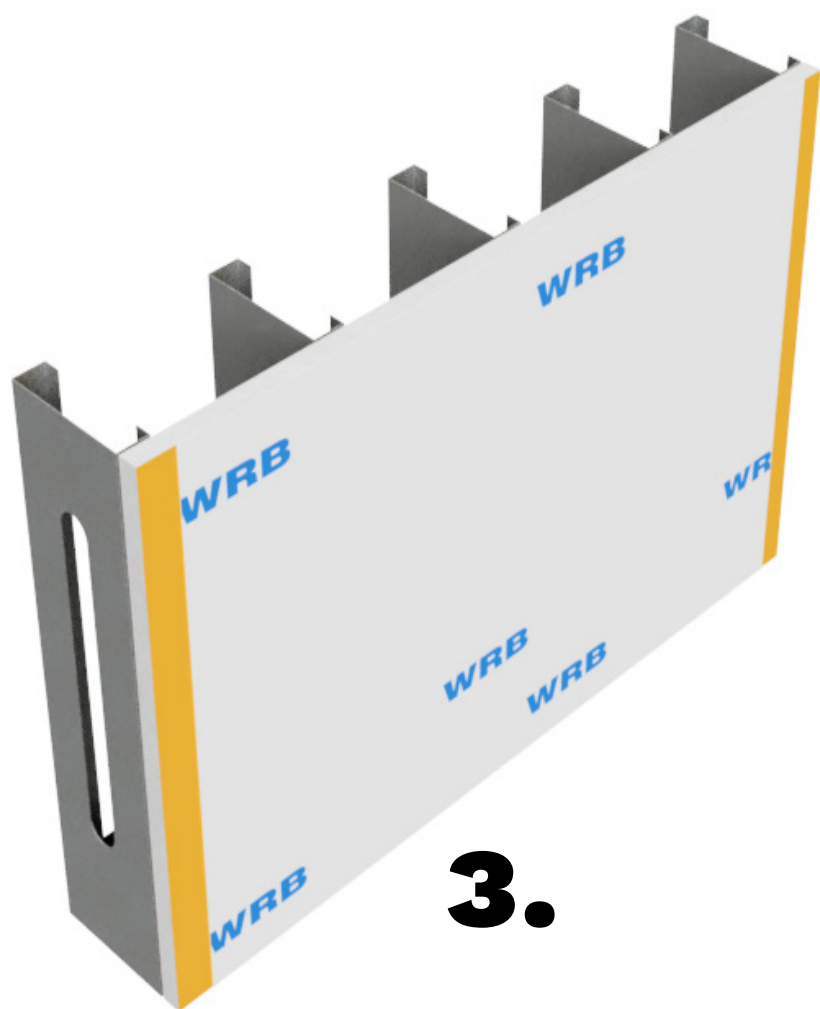
DIAMOND <> FURR TT-4®
General Installation Guideline



1.




2.




3.



4.



5.



6.

Field Furring Strip Setup

1. Standard studs placed every 16" inches on center.
 2. Install the sheathing. Mark out where the studs are located. This is very important step for the installation of the furring strips.
 3. Apply the building water barrier paper.
 4. Place the polyiso over the building paper. Install the Field Furring Strips on every stud.
 5. Wire tie every other hole.
 6. Plaster.
- Its crucial that all field furring strips a correctly attached to the studs. Mark the floor or ceiling for the purpose of attaching the furring strip into the center of the studs.

Wire tie every other hole & install vertical furring strips on every stud. Do not use spray foam.

Field Furring Inside Corner Install

DIAMOND <> FURR TT-4®

General Installation Guideline







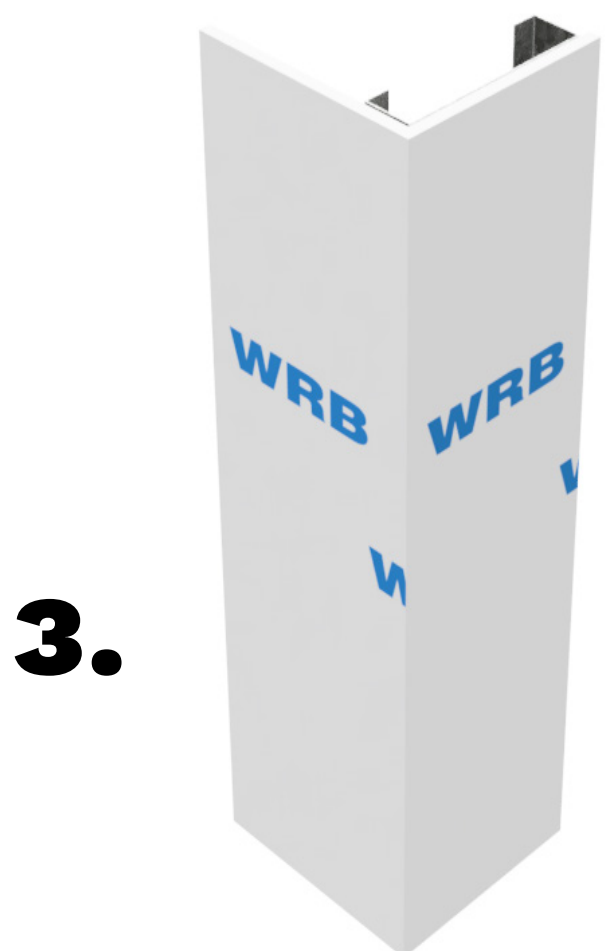

Field Furring Strip Inside Corner

- 1 Inside corner stud location is critical, allow for sheathing and insulation thickness. 2" from the end of the foam to the center of the stud. See above.
- 2 Sheathing.
- 3 Building paper water barrier.
- 4 Polyiso insulation.
- 5 Fasten the field furring strips.
- 6 Attach the metal lath with a wire tie.
- 7 Stucco.

Wire tie every other hole & install vertical furring strips on every stud. Do not use spray foam.

Field Furring Outside Corner Install

DIAMOND <> FURR TT-4®
General Installation Guideline



Field Furring Strip Outside Corner.

1Studs. 2 Sheathing, 3 Building paper water barrier. 4 Poly-iso insulation. 5 Fasten the field furring strips. 6-7 Attach the metal lath & corner aid with a wire tie. 8 Stucco.

Wire tie every other hole & install vertical furring strips on every stud. Do not use spray foam.